

FP MATTIOLI WOODS PASSIVE BALANCED

FUND MANAGER COMMENTARY

MARKET REVIEW

The first quarter of 2024 was generally a good one for stock markets thanks to resilient data from major economies. The US continued to lead the way as its economy was confirmed to have grown by more than expected during the final quarter of 2023. The momentum around Japanese equities also persisted, despite Japan beginning the normalisation of its monetary policy in March, while some European equity indices, such as the French CAC 40, reached new all-time highs. UK equities lagged most of their international peers over the quarter but did enjoy a rally over March following some promising signs from the UK economy. For fixed income investors, it was less of a positive period as US, UK and European markets have become less optimistic around the timing and scale of interest rate cuts this year.

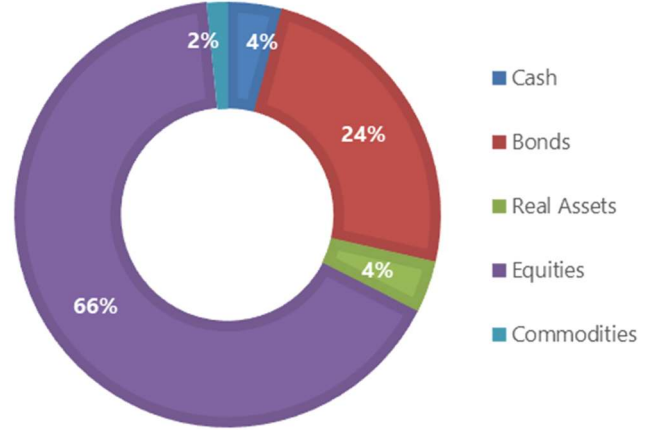
FUND REVIEW

The Fund delivered a positive total and relative return over March, outperforming its benchmark, which represents the average of our peer group. Over the month, the majority of underlying holdings delivered positive returns. The standout performers include the US equity exposure, which (once again) outperformed. Gains were led by technology stocks, especially the companies seen as most likely to benefit from the artificial intelligence boom, but value stocks also joined in the rally. The UK equity exposure also contributed positively, driven by promising signs from the economy, with a more recent survey indicating robust growth for services firms and putting business optimism at a two-year high. Although fixed income had a less ebullient month, the positions held within the portfolio all delivered positive returns primarily due to our decision to keep duration short (meaning that sensitivity to interest rates is low) as we anticipated further uncertainty around the interest rate outlook.

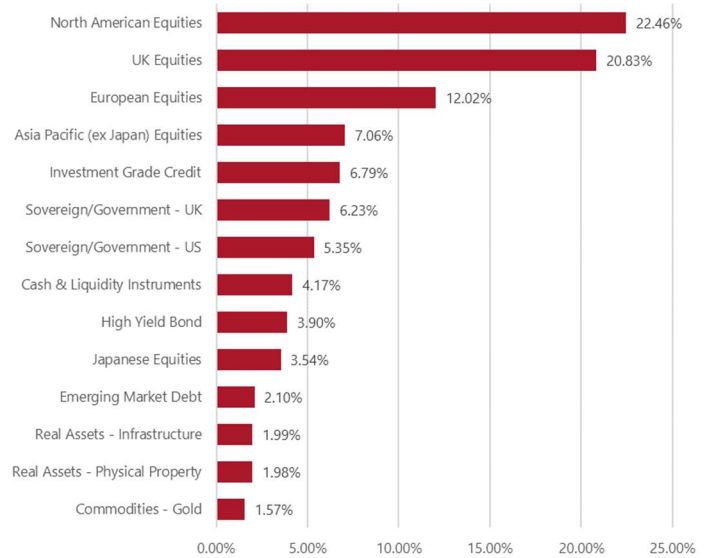
ACTIVITY

There were no asset allocation changes over the period, therefore activity was focused on investing inflows. We did take profit from the European, UK and US equity holdings (which outperformed) and redeployed the proceeds into areas with more attractive valuations such as Asia Pacific equities. That said, our allocation to developed market equities remains high, at 60% overall.

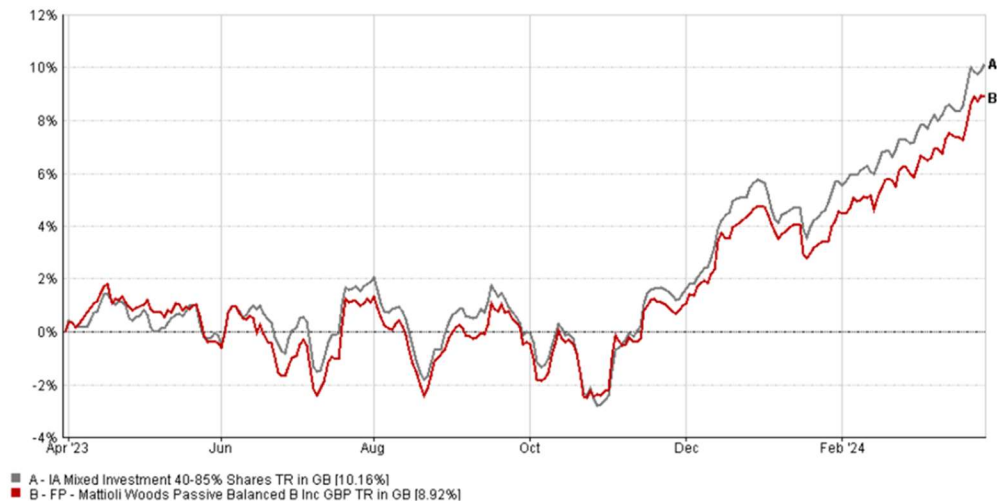
ASSET ALLOCATION



FUND COMPOSITION



FUND PERFORMANCE



31/03/2023 - 28/03/2024 Data from FE fundinfo 2024

CUMULATIVE PERFORMANCE as at 31.03.2024

	1 month	3 months	6 months	1 year	3 years
Fund	2.90	3.94	9.34	8.92	
Benchmark	2.79	4.17	10.18	10.16	10.65

Performance data: Share Class B Inc

ANNUAL PERFORMANCE

	2023	2022	2021	2020	2019
Fund	6.34				
Benchmark	8.08	-10.04	10.94	5.32	15.78

RISK METRICS as at 31.03.2024

	1 year
Annual volatility	6.64
Maximum drawdown	-3.33
Sharpe ratio	0.82

Metrics annualised over three years for Share Class B Inc

TOP TEN HOLDINGS as at 31.03.2024

Holding	Percentage
L&G UK Index Trust C Inc	20.83%
L&G US Index Trust C Inc	19.00%
L&G European Index Trust C Inc	12.02%
UBS (Irl) Fund Solutions plc - MSCI AC Asia ex Japan SF UCITS ETF (USD) A Acc	7.06%
iShares Corporate Bond Index (UK) D Inc	6.79%
iShares UK Gilts 0-5 Yr ETF	6.23%
JPM Betabuilders US Treasury Bond UCITS ETF - GBP Hedged	5.35%
iShares Global High Yield Corp Bond UCITS ETF GBP Hedged	3.90%
L&G Japan Equity UCITS ETF	3.54%
iShares US Equity Index (UK) D Acc	3.46%

FUND CHARGES

	B	C
Ongoing charges figure (% p.a.)	0.49%	0.24%
Annual management charge (% p.a.)	0.40%	0.15%
Initial fee	0.00%	0.00%

FUND CODES

	ISIN	SEDOL
B Inc	GB00BNGB2459	BNGB245
C Inc	GB00BNGB2566	BNGB256

FUND AIM

The investment objective of the Fund is to preserve capital and generate capital growth (the increase in value of investments) over an investment term in excess of five years and to generate income (money paid out by an investment, such as interest from a bond or a dividend from a share). It is not guaranteed that the Fund will achieve its objective of capital preservation. Capital growth will be prioritised over income generation.

INVESTMENT PHILOSOPHY

This Fund uses a global multi-asset approach to deliver its aim of generating long-term capital growth. The managers will achieve this aim by utilising passive solutions, typically index trackers, while closely managing volatility. The asset allocation of the Fund will be managed in line with guidance provided by the Mattioli Woods Asset Allocation Committee, ensuring diversity of assets.

FUND DETAILS

Fund management	Mattioli Woods plc
Fund size:	£18.85 million
No. of holdings:	15
Sector:	IA Flexible Investment
Benchmark:	IA Mixed Investments 40-85% Shares
Distribution policy:	Half-yearly
Payment dates:	March and September
XD date:	February and August
Launch date:	21 March 2022
Legal structure:	Non-UCITS Retail Scheme
Reporting date (annual):	31 July
Reporting date (interim):	31 January
Base currency:	Sterling
Valuation point:	12:00 midday daily
ISA eligible:	Yes

RISK WARNINGS

- **Past performance is not a guide to future returns.**
- **The value of investments and the income from them can fall as well as rise, and you may not get back the amount invested.**
- **For funds investing globally, currency exchange rate fluctuations may have a positive or negative impact on the value of your investments.**
- **Changes in interest rates will affect the value of, and the interest earned from, bonds held by the Fund. When interest rates rise, the capital value of the Fund is likely to fall and vice versa.**
- **The Fund does not use derivatives extensively, although it may use them in an attempt to reduce risk, reduce costs and to generate additional income. Investing in derivatives carries the risk of reduced liquidity, substantial loss and increased volatility in adverse market conditions. Derivatives may expose the Fund to credit risks of counterparties, who may not meet payment obligations. The use of derivatives may result in the Fund being leveraged (where economic exposure and thus the potential for loss by the Fund exceeds the amount it has invested), and in these market conditions the effect of leverage will magnify losses.**
- **This document is issued by Mattioli Woods plc and should be read in conjunction with the Fund's Supplementary Information Document. A list of risk factors is detailed in the Supplementary Information Document, and an investment should not be contemplated until the risks are considered fully. Current tax levels and relief are liable to change, and their value will depend on an individual investor's circumstances. If you are unsure about any information contained within this document, you should take financial advice.**

Source: FE Fundinfo

MORE INFORMATION

If you have any issues with this document, please contact Mattioli Woods plc.