

**FP MATTIOLI WOODS ADVENTUROUS**

**FUND MANAGER COMMENTARY**

**MARKET REVIEW**

Following a challenging April, the sun shone on both equities and bonds over the month of May with most major markets delivering positive returns. Despite the surprise early announcement of a general election, UK smaller companies staged a particularly impressive recovery as sentiment towards UK equity markets continues to improve. Towards the end of the month, downward revision to US economic growth data increased the likelihood that the Federal Reserve (Fed) may cut interest rates at least once before the end of this year, lending some support to risk appetite globally. Year to date, US markets are still leading the pack thanks to strong corporate earnings and continued consumer resilience. Despite tentative optimism around the outlook for China, developed markets have continued to outperform their emerging peers. Government bonds have fared less well over the period as interest rates have remained at elevated levels with expectations for cuts pushed out further in comparison to projections at the end of 2023.

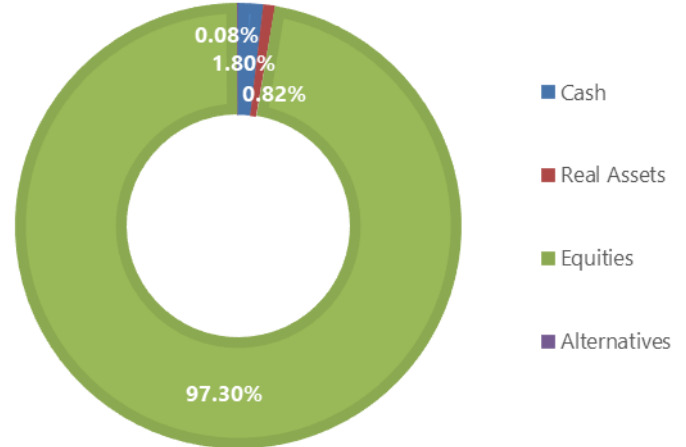
**FUND REVIEW**

The Fund delivered a positive absolute return of 1.25% over May, outperforming its benchmark (which represents an average of our peers) by 0.04%. UK equities were the main contributor to returns over the period. The main UK large cap index achieved fresh all-time highs over the period while small and mid-sized company shares rose amid a flurry of new bids as well as hopes of a possible turning point for the domestically-focused areas of the UK market. Eurozone stocks also contributed to performance, advancing as investors looked ahead to the European Central Bank (ECB) meeting in June, where a rate cut is widely anticipated. Emerging markets and Asia Pacific equities were the main detractors to performance over the month, though we should note that these are small positions within the overall portfolio. Elections in South Africa, Mexico and India all delivered the expected winners, but still moved markets thanks to the nuances in the results with investor reaction to Mexico's results particularly negative. In addition, lower energy prices weighed on some of the Middle Eastern markets, while Brazil ended the month in negative territory following flooding in the southern state of Rio Grande do Sul.

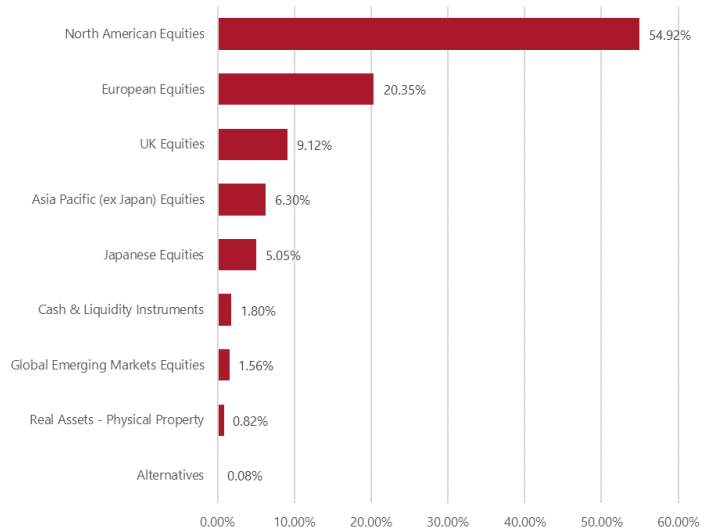
**ACTIVITY**

There were no changes to asset allocation over the month, as such activity was focused on managing cash flows.

**ASSET ALLOCATION**

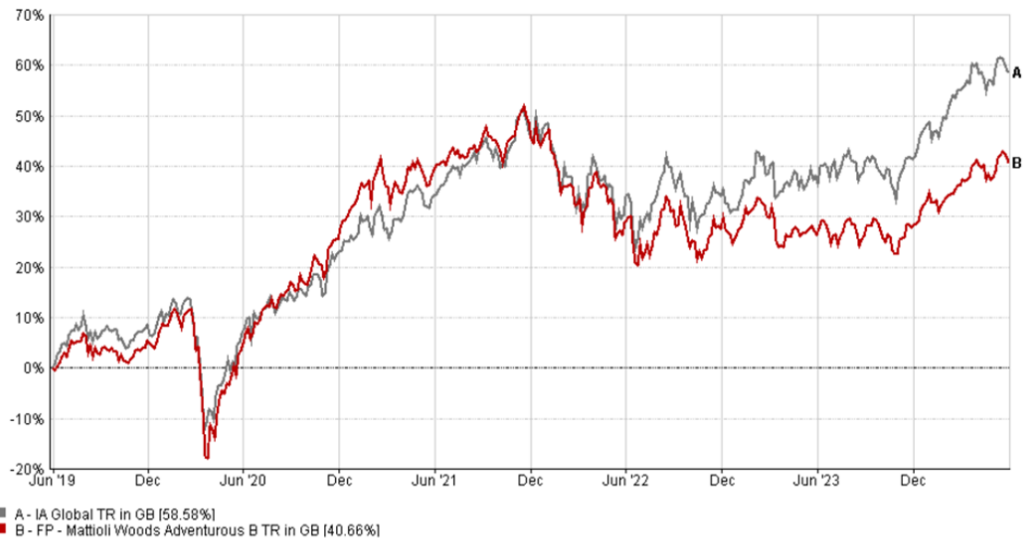


**FUND COMPOSITION**



Due to rounding, figures above may not equal 100%

**FUND PERFORMANCE**



31/05/2019 - 31/05/2024 Data from FE fundinfo2024

## CUMULATIVE PERFORMANCE as at 31.05.2024

	1 month	3 months	6 months	1 year	3 years	5 years
<b>Fund</b>	1.25	3.41	9.89	11.13	0.93	40.66
<b>Benchmark</b>	1.21	2.11	12.16	15.50	18.20	58.58

Performance data: Share Class B Inc

## ANNUAL PERFORMANCE

	2023	2022	2021	2020	2019
<b>Fund</b>	6.19	-13.65	9.94	22.64	20.18
<b>Benchmark</b>	12.68	-11.06	17.68	15.27	21.92

Performance data: Share Class B Inc

## RISK METRICS as at 31.05.2024

	3 years
<b>Annual volatility</b>	10.69
<b>Maximum drawdown</b>	-16.46
<b>Sharpe ratio</b>	0.00

Metrics annualised over three years for Share Class B Inc

## TOP TEN HOLDINGS as at 31.05.2024

Holding	Percentage
iShares US Equity Index (UK) D Acc	20.91%
L&G US Index Trust C Inc	20.73%
L&G European Index Trust C Inc	14.67%
iShares MSCI USA Value Factor- UCITS ETF	7.89%
L&G UK Index Trust C Inc	6.20%
Premier Miton European Opportunities B Acc	5.69%
SPDR Russell 2000 US Small Cap UCITS ETF GBP	2.77%
T. Rowe Price US Large Cap Value Equity Fund Q9 GBP	2.62%
Nomura Asia Ex Japan High Conviction I GBP	2.45%
UBS (Irl) Fund Solutions plc - MSCI AC Asia ex Japan SF UCITS ETF (USD) A Acc	2.42%

## FUND CHARGES

	B	C
<b>Ongoing charges figure (% p.a.)</b>	0.91%	0.66%
<b>Annual management charge (% p.a.)</b>	0.40%	0.15%
<b>Initial fee</b>	0.00%	0.00%

## FUND CODES

	ISIN	SEDOL
<b>B Inc</b>	GB00BZCN8P22	BZCN8P2
<b>C Inc</b>	GB00BZCN8Q39	BZCN8Q3

## FUND AIM

The Fund aims to achieve long-term capital over an investment term in excess of five years by the active management of a global multi-asset portfolio.

## INVESTMENT PHILOSOPHY

This Fund uses a global multi-asset approach to deliver its aim of generating long-term capital growth. The managers will achieve this aim by utilising passive and actively managed solutions, while closely managing volatility. The asset allocation of the Fund will be managed in line with guidance provided by the Mattioli Woods Asset Allocation Committee, ensuring diversity of assets.

## FUND DETAILS

<b>Fund management:</b>	Mattioli Woods plc
<b>Fund size:</b>	£139.82 million
<b>No. of holdings:</b>	21
<b>Sector:</b>	IA Flexible Investment
<b>Benchmark:</b>	IA Global
<b>Distribution policy:</b>	Half-yearly
<b>Payment dates:</b>	March and September
<b>XD date:</b>	February and August
<b>Launch date:</b>	31 July 2017
<b>Legal structure:</b>	Non-UCITS Retail Scheme
<b>Reporting date (annual):</b>	31 July
<b>Reporting date (interim):</b>	31 January
<b>Base currency:</b>	Sterling
<b>Valuation point:</b>	12:00 midday daily
<b>ISA eligible:</b>	Yes

## RISK WARNINGS

- **Past performance is not a guide to future returns.**
- **The value of investments and the income from them can fall as well as rise, and you may not get back the amount invested.**
- **For funds investing globally, currency exchange rate fluctuations may have a positive or negative impact on the value of your investments.**
- **Changes in interest rates will affect the value of, and the interest earned from, bonds held by the Fund. When interest rates rise, the capital value of the Fund is likely to fall and vice versa.**
- **Investment trusts can borrow money that can then be used to make further investments. In a rising market, this 'gearing' can enhance returns to shareholders. However, if the market falls, losses will be multiplied.**
- **The Fund does not use derivatives extensively, although it may use them in an attempt to reduce risk, reduce costs and to generate additional income. Investing in derivatives carries the risk of reduced liquidity, substantial loss and increased volatility in adverse market conditions. Derivatives may expose the Fund to credit risks of counterparties, who may not meet payment obligations. The use of derivatives may result in the Fund being leveraged (where economic exposure and thus the potential for loss by the Fund exceeds the amount it has invested), and in these market conditions the effect of leverage will magnify losses.**
- **This document is issued by Mattioli Woods plc and should be read in conjunction with the Fund's Supplementary Information Document. A list of risk factors is detailed in the Supplementary Information Document, and an investment should not be contemplated until the risks are considered fully. Current tax levels and relief are liable to change, and their value will depend on an individual investor's circumstances. If you are unsure about any information contained within this document, you should take financial advice.**

Source: FE Fundinfo

## MORE INFORMATION

If you have any issues with this document, please contact Mattioli Woods plc.