



Morgan Stanley Emerging Markets and Europe Growth Plan August 2021 Factsheet



This is a marketing factsheet for professionally advised investors. The factsheet is not investment advice from either IDAD or the issuer, and must not be construed as such by advisers or investors. Capital is at risk and subject to Issuer risk.

IDAD Limited is Authorised and Regulated by the Financial Conduct Authority FCA FRN 740499. No part of this publication may be reproduced, copied or distributed without the prior permission in writing of IDAD. All investors should seek advice from a suitably authorised financial adviser and investment must be made via an authorised counterparty.

Morgan Stanley Emerging Markets and Europe Growth Plan August 2021 Factsheet



INVESTMENT DESCRIPTION

A 5 year investment product linked to the performance of European and Emerging Markets indices. Initial Level is the close of business level of the Underlying Indices on the product Strike Date.

If on any annual observation date (including the Final Observation date), starting at 12 months after Strike Date, the Underlying Indices are at or above the Autocall Trigger, the investment will autocall. In this instance, initial capital plus the payment for each annual period which has elapsed is paid and the investment will end.

If the Investment does not autocall and the Underlying Indices are at or above 65% of its Initial level on the Final Observation Date, full capital is returned.

If any Underlying is below 65% of its initial level on the Final Observation date, capital return will be reduced on a 1-for-1 basis in-line with the worst performing Underlying. For example if the worst performing Underlying has fallen to 40% of its initial level, 40% of the capital will be returned.

KEY BENEFITS

- Autocall feature potentially shortens the investment term and is triggered by flat markets.
- Snowballing Payment.
- Early maturity provides an opportunity to re-assess client's wealth strategy.
- Even in flat markets enhanced returns can be delivered.
- Daily pricing in normal market conditions.

KEY RISKS

- The return is limited to the pre-defined investment terms.
- The growth Payment is conditional upon the performance of the Underlying Indices.
- Investors will be exposed to the credit risk of the Issuer. If the Issuer becomes insolvent or cannot make the payments on the product for any other reason, investors could lose some or all of their investment. A decline in the Issuers credit quality is likely to reduce the market value of the product and therefore the price an investor may receive for the product if they were to sell them in the market.
- There is a risk to capital should either of the Underlying Indices breach the Capital Protection Barrier on the Final Observation date.
- Should investors need to sell their investment before maturity, the trading price will likely mean they get back less than they invested.

IDAD was established in 2002 and our approach from the outset, is what we call the "*IDAD Difference*". The selection of the investments we offer is not decided in terms of profitability alone and when developing investment products, we favour evidence over dogma. We are happy to work with advisers and product providers alike to deliver a range of investment options to suit differing client wealth strategies. We're proud of our approach to business as well as the investments delivered as a result of the "*IDAD Difference*". We are committed to building upon our reputation for bringing benefits to all involved in the investment process, but most importantly to the clients.

Product Facts & Features

Issuer:	Morgan Stanley & Co International
Guarantor:	Morgan Stanley & Co International
Credit Ratings:	Moody's Aa3, S&P A+ Source: Bloomberg 28.05.2021
Maximum Term:	5 years
Investment Structure:	Classic Autocall
Autocall Opportunities:	Annually (First observation at 12 months)
Autocall Trigger:	100% of Initial Level
Payment:	GBP = 8.30% Annually
Issue Price:	100%
Capital Risk:	Not capital protected
Capital Protection Barrier:	65% Final level (Observed at maturity only)
Underlying Indices:	Initial Level
Eurostoxx 50	TBC
MSCI Emerging Markets	TBC

Key Dates

ISIN:	GBP = XS2323124243
Subscription Period:	28 May 2021 - 30 July 2021
Strike Date:	02 August 2021
Issue Date:	16 August 2021
1st Autocall Observation:	02 August 2022
Final Observation:	03 August 2026
Maturity Payment Date:	17 August 2026
Denominations:	Lots of £1
Minimum Investment:	£1,000

This is a marketing factsheet for professionally advised investors. The factsheet is not investment advice from either IDAD or the issuer, and must not be construed as such by advisers or investors. Capital is at risk.

Morgan Stanley, a bank holding company, provides diversified financial services on a worldwide basis. The Company operates a global securities business which serves individual and institutional investors and investment banking clients. Morgan Stanley also operates a global asset management business.

Source: Bloomberg 28.05.2021



SUITABILITY

This product may be suitable for investors who:

- Are seeking the opportunity for higher returns than current cash rates at the time this product was launched.
- Are seeking growth rather than income.
- Understand and accept there is a risk to capital and how the Capital Protection Barrier works.
- Understand the impact of global economic issues and how they will affect the product.
- Understand the criteria which will determine the Payments.
- Are looking to invest for the medium term, being happy to remain invested until maturity.
- Can afford to have their cash invested for the full term of the product.
- Wish to use this investment as part of a well-diversified portfolio.
- Understand that the returns are pre-defined and that they will forgo any growth in the Underlying Indices which exceeds the fixed level available with this investment product.
- Understand the risk to capital in the event of a Issuer default.
- Should they need to sell their investment before maturity, accept that the trading price will likely mean they get back less than they invested.

RATIONALE

Structured products are becoming increasingly popular for investors due to the wide variety of payoffs and levels of protection that can be achieved by the different types of structures that are available.

Autocalls have been one of the most popular structures over the years. With a classic autocall, returns are paid if the Underlying Indices are at or above the autocall trigger on an observation date.

The Underlying Indices have been selected in order to support the anticipated delivery of the Payments.

The autocall payoff can bring an early return of capital allowing the opportunity for a re-assessment of investment strategy. The value of this feature cannot be underestimated as it brings with it the opportunity to secure capital value, as well as the chance to take advantage of future market trends.

To manage the capital risk, a final level barrier set at 65% means an Underlying must fall by more than 35% over 5 years before capital is at risk.

Placing Trades

Trade orders should be sent to orders@idad.com

All trades will be settled direct with IDAD's Euroclear a/c 44382

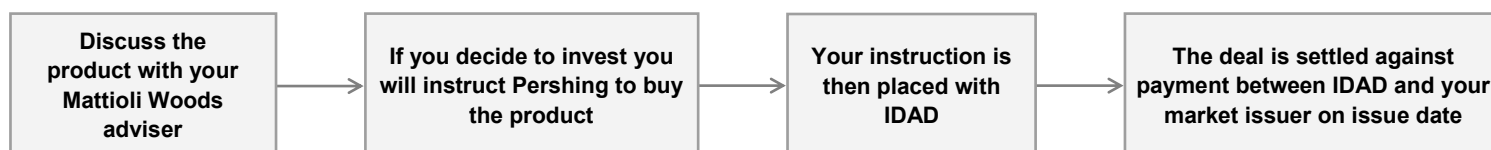
Secondary Market

The Issuing bank will endeavour to provide quotes under normal market conditions for trading purposes upon request, subject to a Bid-Offer spread of 1%. On the secondary market, traded prices will include any accrued interest ("dirty prices").

Sale trades will settle 2 days after the trade date. Trading details as above.

HOW TO INVEST

This product can be traded using Pershing, your chosen custodian that has permissions to trade and settle the product on your behalf. These can range from Pension Providers, Private Banks and Trading Platforms. This should be discussed with your adviser.



Please note that your cash will be in your account with Pershing until the issue date. Settlement then takes place delivery versus payment where the cash will leave your custody account and you will receive your investment holding into your custody account.

FEES AND CHARGES

IDAD will receive a fee from the Issuer for arranging this product. The charge has been fully accounted for in the calculation of the product's structure and is not expected to exceed 1.0%. Therefore this means that an investment of £10,000 will generate income based on £10,000.

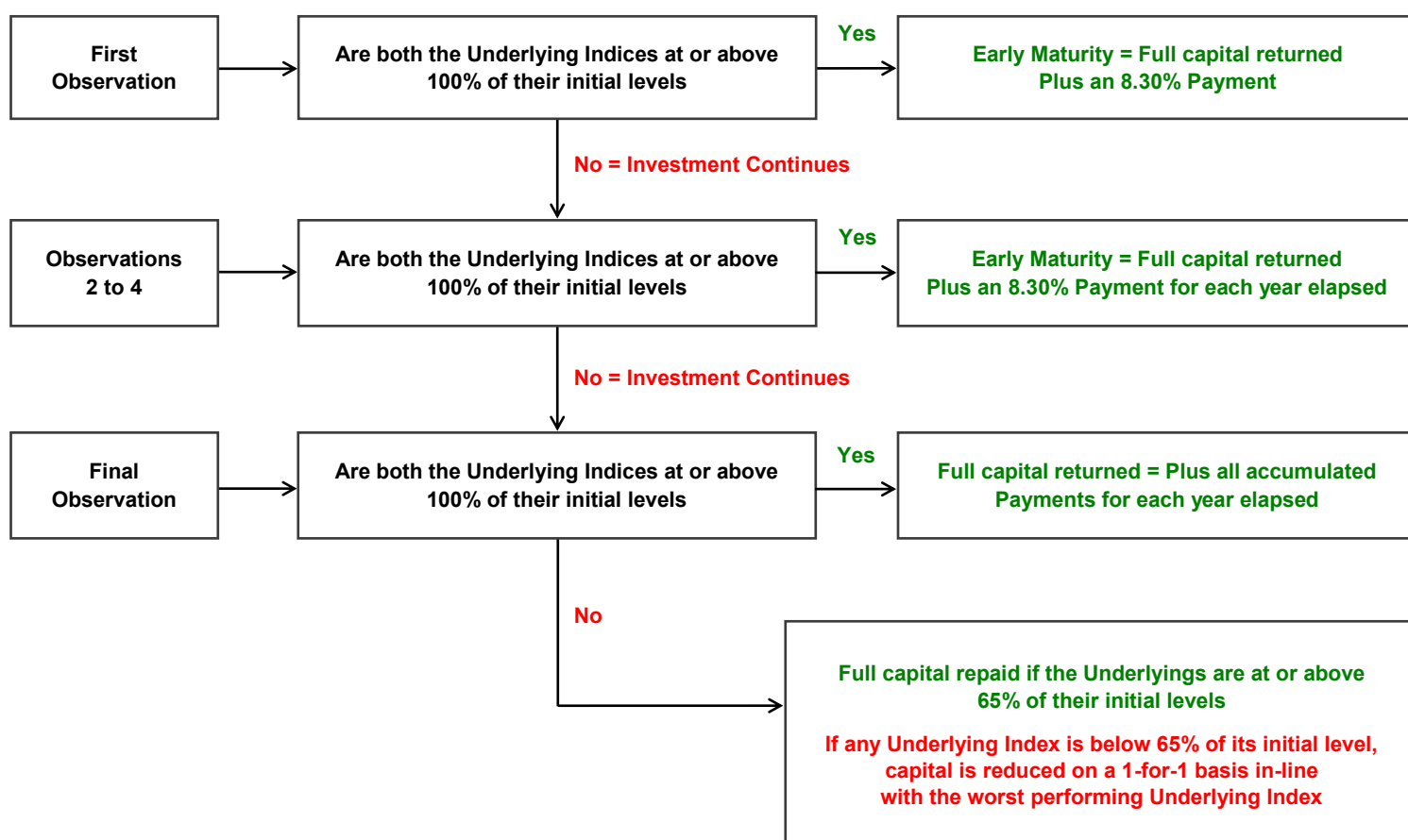
There may be separate fees charged by your Financial Adviser and your chosen market Issuer. You should discuss this further with them.



OBSERVATION DATES (Some observations may vary if a bank holiday occurs)

	Observation Date	Early Redemption Date	Early Redemption Value
1	02 August 2022	16 August 2022	108.30%
2	02 August 2023	16 August 2023	116.60%
3	02 August 2024	16 August 2024	124.90%
4	04 August 2025	18 August 2025	133.20%
5	03 August 2026	17 August 2026	141.50%

HOW THE INVESTMENT WORKS





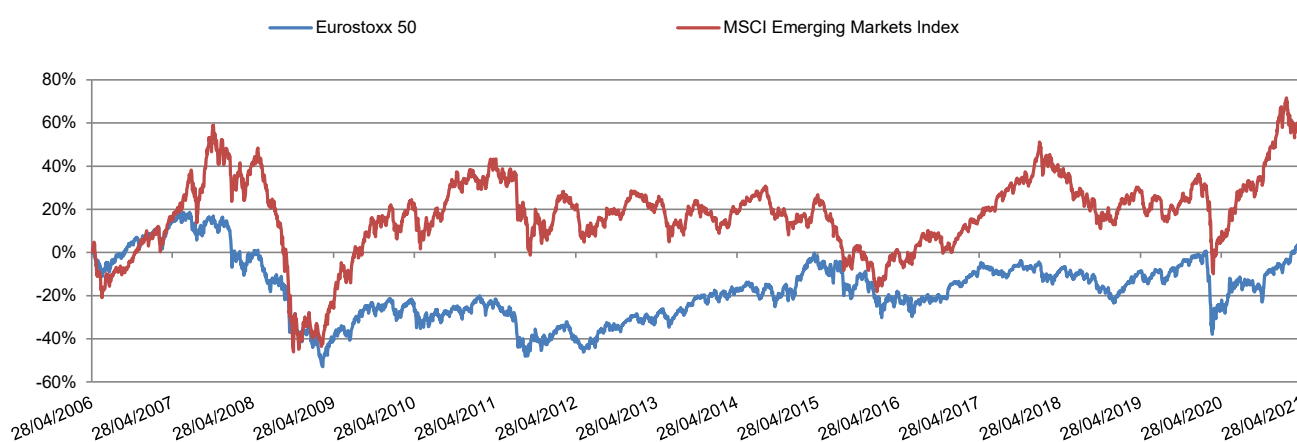
THE UNDERLYINGS

The **EURO STOXX 50** Index, Europe's leading blue-chip index for the Eurozone, provides a blue-chip representation of supersector leaders in the region. The index covers 50 stocks from 11 Eurozone countries. The index is licensed to financial institutions to serve as an underlying for a wide range of investment products such as exchange-traded funds (ETFs), futures, options and structured products.

The **MSCI EM (Emerging Markets)** Index is a free-float weighted equity index that captures large and mid cap representation across Emerging Markets (EM) countries. The index covers approximately 85% of the free float-adjusted market capitalization in each country.

Source: Bloomberg 28.05.2021

MOVEMENT IN THE UNDERLYINGS OVER A 15 YEAR PERIOD



15 YEAR BACK-TESTING

Back-testing shows how the investment would have performed historically using data from previous potential strike dates and observations. Although past performance is not an indication of future performance, it can give a factual insight into how the investment would have performed historically.

This 15 year back-test shows the historical data for a full 10 years of 5 year products that could reach the full term.

Of the 2,501 scenarios tested, 66.89% would have autocalled paying all Payments. 33.11% would reach the full term without autocalling and 10.60% of these would have breached the 65% final level barrier.

Autocall Test	Autocalled	%
12 Months	1,000	39.98%
24 Months	163	6.52%
36 Months	145	5.80%
48 Months	236	9.44%
60 Months	129	5.16%
Total Autocalled	1,673	66.89%

Total Number Tested	% Autocalled	% Not Autocalled	% That Returned Full Capital	% Barrier Breach	Average Historic Return GBP
2501	66.89%	33.11%	89.40%	10.60%	4.63%

Factsheet Past performance is not a reliable indicator of future performance and should not be used to assess the future returns or risks

Source: Bloomberg 28.05.2021 Data period: 28.04.2006 to 28.04.2021



RISKS

All investments carry risk. Prior to investing in one of our structured products you need to make sure you fully understand the risks you are taking and accept the level of risk offered by the plan.

Having read over the product factsheet and these risks, if there are any areas that you are still unsure about, please consult with your financial adviser who will be able to help you.

Issuer Risk

Your money is being used as a form of loan via the issuing bank in exchange for the returns offered by structured product. The bank is legally committed to honour the terms of the plan. It is possible that the Counterparty may go bankrupt or default on their payment.

Market Risk

Underlying Index performances may be volatile and subject to unpredictable changes over the investment term. The value of your investment is affected by movements in the price of the index and a fall may result in you not receiving any returns, and/or the loss of some or all of your capital. Your investment does not directly invest in the Underlying index therefore you are not eligible for dividends.

Early Redemption Risk

You should be prepared to hold any plan until maturity. It may be possible for you to sell this investment back to the Issuer early; however, they are not obliged to buy it and may stop such purchases at any time without notice. IDAD has no control over this: we act as your settlement agent. If you sell the investment early you may not get back what you initially invested.

Market Disruption Events

It is possible that a market disruption event might occur, such as trading disruption, changes to the index, changes to index providers or changes in tax legislation. In these circumstances, the Issuer has the right to determine whether any adjustments to the terms of a plan are required. These adjustments may include, but are not limited to: adjustments to the opening or final level of the index, postponing observation dates and substitution of an index. The Issuer is required to act in good faith when making these adjustments.

Reinvestment Risk

To invest in a structured product, you need to loan your capital to the Issuer for a set length of time. During this period, a rise or fall in interest rates may present other investment opportunities with a greater yield. You may be able to sell this product back to the Issuer if this situation does occur, however, the price the Issuer offer you may be less than you originally paid.

Inflation Risk

The value of your initial capital and any returns you may receive are not linked to inflation. If inflation is high over the term of the product, your purchasing power may decrease and so the real return could be low or negative.

Taxation Risk

Tax legislation may change during the life of the investment. The tax treatment depends on the individual circumstances of each client and is subject to change. IDAD does not provide tax advice and you should seek independent tax advice if in doubt. It is our current understanding that the returns on this note will be subject to capital gains tax. Further information about tax in the UK is available from the government website: www.gov.uk.

FSCS Protection

This product offers no FSCS protection.



DISCLAIMERS

This factsheet constitutes a financial promotion and has been issued and approved for the purpose of section 21 of the Financial Services and Markets Act 2000 by IDAD Limited which is Authorised and Regulated by the Financial Conduct Authority FCA FRN 740499. All information, including prices, analytical data and opinions contained within this factsheet are believed to be correct, accurate and derived from reliable sources as at the date of the factsheet. The information within this factsheet does not take into account the specific investment objective or financial situation of any person. This material should be read and understood by the investor. If the investor is not a professional client or eligible Counterparty as defined by the FCA or is considered a retail investor, they should seek suitable financial advice before investing, to ascertain the full risks and terms associated with the investment. All investments must be made via an authorised Counterparty. All rights reserved. No part of this publication may be reproduced, copied or distributed without the prior permission in writing of IDAD. Investments may go up or down in value and you may lose some or all of the amount invested. Past performance is not necessarily a guide for the future. Returns from the structured products are at risk in the event of any of the institutions who provide securities for these products default on their financial obligations.

Any financial adviser shall fully disclose to its clients the existence, nature and amount of all fees and commissions it receives in respect of sales of the Note. They must also confirm any such fee or commission complies with all applicable laws and regulations in all relevant jurisdictions and its receipt does not conflict with applicable regulation or any duty to act in the best interest of any person to whom the professional financial adviser owes any such duty.

This sales brochure has not been prepared or reviewed by Morgan Stanley, the issuer of the Underlying securities or any of its affiliates and neither Morgan Stanley nor any of its affiliates or any of its directors, officers or agents accept any responsibility or liability for the contents of this sales brochure.

For further information please contact IDAD at:

2 Rotherbrook Court, Bedford Road, Petersfield, Hampshire GU32 3QG

email: enquiries@idad.com **telephone:** +44(0)1730 779335 **or visit our website** www.idad.com